

# Students\_in\_13\_Countries\_A\_Web-Based\_Cross-Sectional\_Survey.pdf

*by*

---

**Submission date:** 13-Nov-2021 06:35PM (UTC+0700)

**Submission ID:** 1701599157

**File name:** Students\_in\_13\_Countries\_A\_Web-Based\_Cross-Sectional\_Survey.pdf (503.33K)

**Word count:** 2994

**Character count:** 13744

# International Comparison of Depression During the COVID-19 Pandemic Among University Students in 13 Countries: A Web-Based Cross-Sectional Survey

Asia Pacific Journal of Public Health  
1–4

© 2021 APJPH



Article reuse guidelines:

sagepub.com/journals-permissions

DOI: 10.1177/10105395211034062

journals.sagepub.com/home/aph



Hocheol Lee, PhD<sup>1</sup>, Sung Jong Park, MPH<sup>1</sup>, Ji Eon Kim<sup>1</sup>,  
Fanlei Kong, PhD<sup>2</sup>, Bo Zhao<sup>1</sup>, Haekweun Nam, MPH<sup>1</sup>, Sang Baek Koh, MD, PhD<sup>1</sup>,  
Sanggon Nam, RN, PhD<sup>3</sup>, Motoyuki Yuasa, PhD<sup>4</sup>, Myo Nyein Aung, PhD<sup>4</sup>,  
John Robert C. Medina, PhD<sup>5</sup> , Sukri Palutturi, PhD<sup>6</sup>, Hafutu Berhe, RN, PhD<sup>7</sup>,  
Emnet Terefe, MD<sup>8</sup>, Seungwoo Nam, MPH<sup>9</sup>, Yanghee Kang, RN, PhD<sup>1</sup>,  
Nadia Rönnebeck<sup>1</sup>, Ji Ho Lee<sup>1</sup>, Ga Ram Lee<sup>1</sup>, Yeseul Jung<sup>1</sup>,  
Chavez Rosemary Cosme, PhD<sup>1</sup>, Dong Eun Shin, RN, PhD<sup>1</sup>, Maybin Herrera, MPH<sup>1</sup>,  
Grace Ossak Ndombi, MD, MPH<sup>1</sup>, Paul Mansiangi, MD, PhD<sup>10</sup>, Seok Jun Moon, MPH<sup>11</sup>,  
Hyejin Yoon<sup>1</sup>, Min Ah Chung<sup>1</sup>, Su Been Lim<sup>1</sup>, Yu Lim Lee<sup>1</sup>, Dohyeong Kim, PhD<sup>9</sup>,  
and Eun Woo Nam, MPH, PhD<sup>1</sup> 


## Introduction

Due to the unprecedented COVID-19 pandemic, anxiety about the possibility of infection, stress, and depression has grown worldwide,<sup>1-3</sup> and limited outdoor activities due to COVID-19 restrictions have led specifically to elevated feelings of depression in young people who had previously been physically active. However, studies on the association between COVID-19 and depression in physically active undergraduate and graduate students are lacking.<sup>4</sup>

Rigorous personal hygiene practices are more effective than national policies for COVID-19 prevention.<sup>5</sup> We assumed that many undergraduate and graduate students who engaged in frequent outdoor and social activities before the pandemic would experience increased pandemic-related depressive symptoms, and the degree of their symptoms would be affected by their personal hygiene practices. Thus, we aimed to identify the predictors of depressive symptoms due to the COVID-19 pandemic among undergraduate and graduate students worldwide to provide data for use in the creation of pandemic-related mental health policies for younger generations.

## Methods

We administered an online survey to undergraduate and graduate students in 13 countries (the Republic of Korea [KR], China, Japan, the Philippines, Nepal, Indonesia, Peru, Paraguay, Cuba, Ethiopia, the Democratic Republic of the Congo [DRC], Senegal, and the United States) from

May 25, 2020, to June 14, 2020. The minimum sample size  1391 participants was determined using G\*Power 3.1, with a 95% confidence interval and 5% error range. The survey considered geographical and time efficiency, and the participants were selected by nonprobability sampling using snowball sampling.

The dependent variable was the severity of depressive symptoms, as measured using the Patient Health Questionnaire-9 (PHQ-9),<sup>6</sup> and the independent variables were categorized into individual variables (private insurance, chronic diseases [CDs], concerns, preventive practices [PPs], and social distancing [SD]). The individual variables also included sex, age, and education level (bachelor's and master's degrees).

<sup>1</sup>Yonsei University, Wonju, Gangwon-do, Republic of Korea

<sup>2</sup>Shandong University, Jinan, Shandong, China

<sup>3</sup>Azusa Pacific University, Azusa, CA, USA

<sup>4</sup>Juntendo University, Bunkyo-ku, Tokyo, Japan

<sup>5</sup>University of Philippines, Manila, Philippines

<sup>6</sup>Hasanuddin University, Makassar, Indonesia

<sup>7</sup>Mekelle University, Mekelle, Ethiopia

<sup>8</sup>Ministry of Health, Addis Ababa, Ethiopia

<sup>9</sup>Korea International Cooperation Agency, Gyeonggi-do, Republic of Korea

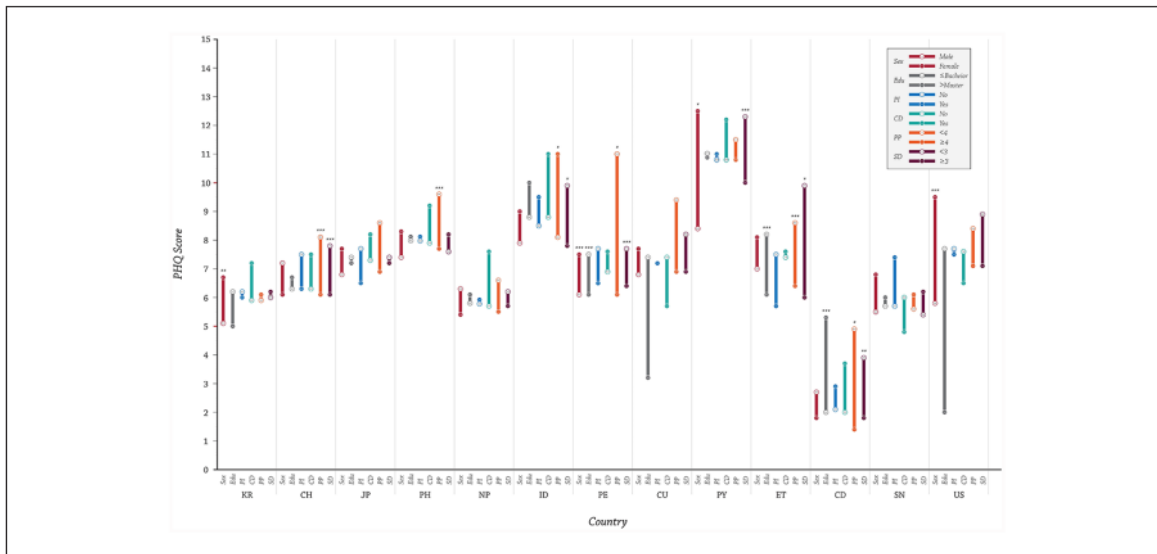
<sup>10</sup>Kinshasa University, Kinshasa, Democratic Republic of the Congo

<sup>11</sup>Korea Institute for Health and Social Affairs, Se Jong, Republic of Korea

## Corresponding Author:

Eun Woo Nam, Department of Health Administration, College of Health Science, Yonsei University, Unit 415, Chang-jo Gwan, I Yonsei-dae-Gil, Wonju, Gangwondo 26493, Republic of Korea.

Email: ewnam@yonsei.ac.kr



**Figure 1.** Demographic characteristics of the study cohort ( $n = 3604$ ).

KR<sup>a</sup>, Republic of Korea; CH, China; JP, Japan; PH, Philippines; NP, Nepal; ID, Indonesia; PE, Peru; CU, Cuba; PY, Paraguay; ET, Ethiopia; CD, Democratic Republic of Congo; SN, Senegal; US, the United States; PI<sup>b</sup>, private insurance; CD<sup>c</sup>, chronic disease; PP<sup>d</sup>, prevention practice, number of prevention practices followed from the answers to 5 questions regarding COVID-19 prevention; SD<sup>e</sup>, social distancing, number of social distancing practices followed from the answers to 4 questions regarding COVID-19 social distancing; PHQ<sup>f</sup>, Patient Health Questionnaire, using the 3 types of standard cutoff scores (5, 10, and 15).

\* $P < .05$ , \*\* $P < .01$ , \*\*\*\* $P < .001$ .

We analyzed the differences in depressive symptoms among the countries according to the independent variables. *T* tests (independent samples *t* tests) were used for the analysis, and ggplot2 from the *R* package was used for visual expression. Linear regression analyses were performed on the following 7 models to identify the predictors of depressive symptoms: full ordinary least squares regression (OLS; Model 1), multilevel regression (Model 2), and a hierarchical multiple regression (HMR; Models 3-7). All 3 parts of the survey were approved annually by the institutional review board (IRB) of Yonsei University in Korea (IRB Number: 1041849-202004-SB-043-1).

## Results

The percentage of participants engaging in at least 4 of 5 COVID-19 PPs was 76.4% (Figure 1), with the highest percentages in China (87.4%), Cuba (87.2%), Korea (81.2%), and Peru (80.1%). The lowest percentages were in Senegal (50.0%) and Ethiopia (54.9%). The percentage of participants practicing at least 3 of 4 SD measures was 47.0%, with the percentage exceeding 50.0% in the DRC (71.4%), Cuba (69.8%), China (64.9%), and Ethiopia (52.6%); the lowest percentage was in Korea (20.9%). The mean PHQ score was 7.5, with the highest score in Paraguay (11.0) and the lowest in the DRC (2.2).

Three regression analyses were performed on 7 models (Table 1). In the full OLS model (Model 1), the total PHQ

score for KR was higher by 4.83, 2.19 ( $P < .01$ ), 2.12 ( $P < .001$ ), 1.35 ( $P < .05$ ), 1.20 ( $P < .01$ ), 1.14 ( $P < .01$ ), and 1.13 ( $P < .05$ ) for Paraguay, the Philippines, Indonesia, Ethiopia, China, Peru, and Cuba, respectively. The PHQ score was higher by 1.00 for countries with CDs than for those without, and the difference was significant ( $P < .001$ ). The PHQ score was lower by 1.86 among people who employed a greater number of PPs than for those who employed fewer PPs ( $P < .001$ ), and it was lower by 0.91 among people who strictly complied with SD than for those who did not, and the difference was significant ( $P < .001$ ).

For Model 2, the predictors were fixed by country. The PHQ score was significantly lower (by 0.88) among women ( $P < .001$ ), and the score decreased by 0.05 with a 1-year increase in age ( $P < .001$ ).

Using Models 3 to 7, the PHQ scores were significantly higher for the Philippines, Indonesia, Peru, and Ethiopia than for Korea. Furthermore, sex, age, CD, concerns about COVID-19 infection in the family, PP, and SD were significant predictors of PHQ scores.

## Discussion

We aimed to investigate COVID-19 pandemic-related depressive symptoms and identify their predictors in undergraduate and graduate students from 13 countries. The

**Table 1. Results of the Regression Analyses of Models 1 to 7.**

Variables	Model 1 (full OLS)	Model 2 (MLR)	Model 3 (HMR)	Model 4 (HMR)	Model 5 (HMR)	Model 6 (HMR)	Model 7 (HMR)
<b>Countries</b>							
KR	1.20 [-42 to 198]**		0.57 [-0.19 to 1.34]	0.60 [-0.15 to 1.37]	0.61 [-0.15 to 1.37]	0.67 [-0.08 to 1.42]	1.23 [0.45 to 2.02]**
CI	0.94 [-0.11 to 2.01]		1.16 [0.10 to 2.24]*	1.19 [0.13 to 2.25]*	0.96 [-0.10 to 2.02]	1.04 [-0.01 to 2.09]	1.38 [0.33 to 2.43]**
JP	2.19 [1.31 to 3.07]**		1.98 [1.13 to 2.80]**	1.98 [1.14 to 2.83]**	1.81 [0.96 to 2.67]**	1.93 [1.09 to 2.76]**	2.69 [1.82 to 3.56]**
PH	-0.06 [-0.91 to 0.77]		-0.40 [-1.21 to 0.42]	-0.35 [-1.14 to 0.44]	-0.50 [-1.30 to 0.29]	-0.49 [-1.27 to 0.29]	0.36 [-0.46 to 1.18]
NP	2.12 [1.37 to 2.88]**		2.36 [1.61 to 3.10]**	2.42 [1.69 to 3.14]**	2.18 [1.44 to 2.92]**	2.06 [-1.34 to 2.79]**	2.68 [1.95 to 3.41]**
ID	1.14 [0.31 to 1.97]**		1.33 [0.52 to 2.13]**	1.30 [0.49 to 2.11]**	1.01 [0.18 to 1.84]*	1.26 [0.47 to 2.06]**	1.73 [0.92 to 2.54]**
PE	1.13 [0.29 to 2.33]**		1.13 [0.13 to 2.14]*	1.14 [0.15 to 2.13]*	0.74 [-0.28 to 1.76]	1.27 [0.29 to 2.25]*	1.79 [0.78 to 2.80]**
CU	4.83 [3.85 to 5.82]**		5.13 [4.17 to 6.09]**	5.10 [4.15 to 6.07]**	4.79 [3.80 to 5.78]**	4.96 [4.00 to 5.90]**	5.55 [4.59 to 6.51]**
ET	1.35 [0.29 to 2.41]**		1.68 [0.64 to 2.73]**	1.70 [0.69 to 2.71]**	1.50 [0.48 to 2.52]**	1.17 [0.16 to 2.18]*	2.22 [1.20 to 3.24]**
DRC	-3.42 [-4.33 to -2.51]**		-3.72 [-4.60 to -2.84]	-3.70 [-4.55 to -2.85]**	-3.84 [-4.69 to -2.99]**	-3.80 [-4.64 to -2.97]**	-2.96 [-3.83 to -2.08]**
SN	-0.05 [-1.65 to 1.56]		0.11 [-1.50 to 1.72]	0.13 [-1.45 to 1.71]	0.20 [-1.38 to 1.79]	-0.53 [-2.10 to 1.05]	0.57 [-1.01 to 2.16]
US	1.53 [-0.06 to 3.12]		1.39 [-0.21 to 2.99]	1.43 [-0.16 to 3.03]	1.26 [-0.33 to 2.86]	1.13 [-0.45 to 2.71]	2.06 [0.46 to 3.66]*
<b>Sex</b>							
Male (1)							
Female (2)	0.88 [0.48 to 1.28]**	0.88 [0.49 to 1.28]**	0.76 [0.35 to 1.16]**	0.75 [0.34 to 1.15]**	0.73 [0.33 to 1.14]**	0.90 [0.50 to 1.30]**	0.80 [0.40 to 1.21]**
Age	-0.05 [-0.07 to -0.03]**	-0.05 [-0.07 to -0.03]**	-0.05 [-0.07 to -0.03]**	-0.05 [-0.08 to -0.32]**	-0.05 [-0.08 to -0.03]**	-0.05 [-0.07 to -0.03]**	-0.05 [-0.07 to -0.03]**
<b>Education</b>							
Less than or equal of bachelor's degree							
Master degree of higher	0.06 [-0.47 to 0.60]	0.06 [-0.47 to 0.59]	0.01 [-0.53 to 0.56]	-0.01 [-0.55 to 0.53]	0.02 [-0.52 to 0.56]	0.05 [-0.49 to 0.59]	0.04 [-0.50 to 0.58]
<b>Insurance</b>							
No							
Yes	-0.01 [-0.45 to 0.44]	0.04 [-0.40 to 0.48]	-0.02 [-0.47 to 0.43]				
<b>CD</b>							
No							
Yes	1.00 [0.35 to 1.67]**	1.01 [0.35 to 1.67]**		1.11 [0.44 to 1.78]**			
<b>Anxiety</b>							
No							
Yes	0.76 [0.35 to 1.17]**	0.79 [0.39 to 1.20]**			0.62 [0.12 to 1.04]**		
<b>PP</b>							
<4							
≥4	-1.86 [-2.31 to -1.40]**	-1.86 [-2.31 to -1.40]**				-2.04 [-2.49 to -1.60]**	
<b>SD</b>							
<3							
≥3	-0.91 [-1.33 to -0.50]**	-0.92 [-1.34 to -0.51]**					
Cons	8.11 [7.23 to 9.00]	9.10 [7.89 to 10.30]	6.64 [5.84 to 7.44]	6.80 [6.01 to 7.60]	6.64 [0.22 to 1.04]	8.33 [7.49 to 9.18]**	-1.30 [-1.71 to -0.90]**
R <sup>2</sup>	0.14	0.11	0.11	0.11	0.11	0.13	0.11
F <sub>12</sub>	352.5***	113.24***	28.09***	28.84***	28.72**	33.86***	30.88***

Abbreviations: CD, chronic disease; CU, Cuba; DRC, Democratic Republic of the Congo; ET, Ethiopia; full OLS, full ordinary least squares regression; HMR, hierarchical multiple regression; ID, Indonesia; JP, Japan; KR, Republic of Korea; MLR, multilevel regression; NP, Nepal; PE, Peru; PH, the Philippines; PP, prevention practice, number of prevention practices followed from the answers to 5 questions regarding COVID-19 prevention; PY, Paraguay; SD, social distancing, number of social distancing practices followed from the answers to 4 questions regarding COVID-19 social distancing; SN, Senegal; US, the United States.

\*p < .05, \*\*p < .01, \*\*\*p < .001.

accuracy of the PHQ scores obtained was similar to that reported previously.<sup>7-10</sup>

We concluded that SD, PP, education, and sex are major predictors of depressive symptoms due to the COVID-19 pandemic. Compliance with PP was a predictor of depressive symptoms in 6 of the 13 countries surveyed (China, the Philippines, Peru, Paraguay, Ethiopia, and the DRC). People in these countries showing poor compliance with PP had greater depressive symptoms than those showing good compliance. This could be because people who employ prevention behaviors believe that they are responding effectively to the risk of COVID-19; thus, they have relatively fewer concerns and less stress about potential infection.

The most effective PP against COVID-19 is face mask usage.<sup>11</sup> In our study, face mask usage was the highest in Korea (94.9%), followed by China (94.4%), Cuba (90.5%), and Japan (84.7%). The use of face masks was lowest in Senegal (32.7%), followed by Ethiopia (41.1%), the United States (43.6%), and Paraguay (43.6%).

## Conclusion

In this study, SD compliance was a major predictor of COVID-19-related depression. People with poor SD compliance had more depressive symptoms than those with good SD compliance, which corresponds with recent findings that indicate outdoor activities are strongly correlated with concerns and stress about COVID-19 infection.<sup>12</sup> Directly or indirectly meeting people while commuting to work or engaging in social activities is also a major COVID-19-related stressor.<sup>13</sup> Thus, practicing SD appears to reduce depressive symptoms by promoting psychological stability. However, as SD practices are becoming more prevalent, a growing number of people feel isolated and lonely.<sup>14</sup> Further studies should be performed to analyze depressive symptoms during the COVID-19 pandemic to distinguish between social isolation-related depression and that caused by concerns about infection because of SD noncompliance.

8

## Acknowledgments

We would like to express our sincere gratitude to everyone who took effort in the COVID-19 pandemic. We are also grateful to the participants from 13 countries.

1

## Declaration of Conflicting Interests

The author(s) declared no potential conflicts of interest with respect to the research, authorship, and/or publication of this article.


## Funding

This research was supported by Basic Science Research Program through the National Research Foundation of Korea (NRF) funded by the Ministry of Education (NRF-2021R1C1C2005464).

## ORCID iDs

John Robert C. Medina  <https://orcid.org/0000-0001-6647-1113>

10

Eun Woo Nam  <https://orcid.org/0000-0002-3517-6247>

## References

- Ahmed MZ, Ahmed O, Aibao Z, Hanbin S, Siyu L, Ahmad A. Epidemic of COVID-19 in China and associated psychological problems. *Asian J Psychiatry*. 2020;51:102092.
- Cao W, Fang Z, Hou G, et al. The psychological impact of the COVID-19 epidemic on college students in China. *Psychiatry Res*. 2020;287:112934.
- Wang Y, Di Y, Ye J, Wei W. Study on the public psychological states and its related factors during the outbreak of coronavirus disease 2019 (COVID-19) in some regions of China. *Psychol Health Med*. 2021;26:13-22.
- Huang Y, Zhao N. Generalized anxiety disorder, depressive symptoms and sleep quality during COVID-19 outbreak in China: a web-based cross-sectional survey. *Psychiatry Res*. 2020;288:112954.
- Clark C, Davila A, Regis M, Kraus S. Predictors of COVID-19 voluntary compliance behaviors: an international investigation. *Glob Transit*. 2020;2:76-82.
- Spitzer RL, Kroenke K, Williams JB. Validation and utility of a self-report version of PRIME-MD: the PHQ primary care study. Primary Care Evaluation of Mental Disorders. Patient Health Questionnaire. *JAMA*. 1999;282:1737-1744.
- Mpembi MN, Ma Miezi SM, Ma Nzuzi TM, et al. Clinical profile of post-cerebrovascular depression: descriptive cross-sectional study in the rehabilitation center for people with disabilities of Kinshasa (DR Congo) [in French]. *Pan Afr Med J*. 2014;17:109.
- Rios-González CM, Palacios JM. Symptoms of anxiety and depression during the outbreak of COVID-19 in Paraguay. Preprint. Posted online April 24, 2020. *Health Sci*. doi:10.1590/SciELOPreprints.152
- Rajkumar RP. COVID-19 and mental health: a review of the existing literature. *Asian J Psychiatry*. 2020;52:102066.
- Salari N, Hosseini-Far A, Jalali R, et al. Prevalence of stress, anxiety, depression among the general population during the COVID-19 pandemic: a systematic review and meta-analysis. *Global Health*. 2020;16:57.
- Zhai Z. Facial mask: a necessity to beat COVID-19. *Build Environ*. 2020;175:106827.
- Dong L, Bouey J. Public mental health crisis during COVID-19 pandemic, China. *Emerg Infect Dis*. 2020;26:1616-1618.
- Tan W, Hao F, McIntyre RS, et al. Is returning to work during the COVID-19 pandemic stressful? A study on immediate mental health status and psychoneuroimmunity prevention measures of Chinese workforce. *Brain Behav Immun*. 2020;87:84-92.
- Cudjoe TKM, Kotwal AA. "Social distancing" amid a crisis in social isolation and loneliness. *J Am Geriatr Soc*. 2020;68:E27-E29.

# Students\_in\_13\_Countries\_A\_Web-Based\_Cross-Sectional\_Survey.pdf

## ORIGINALITY REPORT

7%

SIMILARITY INDEX

6%

INTERNET SOURCES

6%

PUBLICATIONS

2%

STUDENT PAPERS

## PRIMARY SOURCES

1	<a href="http://www.ijone.org">www.ijone.org</a> Internet Source	1%
2	Hocheol Lee, Seokjun Moon, Geurum Song, Eun Woo Nam. " Associations of the related factors of depression, social support and social participation in among older adults in South Korea: A structural equation modelling analysis ", Nursing Open, 2020 Publication	1%
3	Eun Bi Noh, Hae-Kweun Nam, Hocheol Lee. "Which Group Should be Vaccinated First?: A Systematic Review", Infection & Chemotherapy, 2021 Publication	1%
4	<a href="http://reproductive-health-journal.biomedcentral.com">reproductive-health-journal.biomedcentral.com</a> Internet Source	1%
5	<a href="http://umexpert.um.edu.my">umexpert.um.edu.my</a> Internet Source	1%

[www.jabfm.org](http://www.jabfm.org)

6

Internet Source

1 %

7

Musheer A. Aljaberi, Naser A. Alareqe, Mousa A. Qasem, Abdulsamad Alsalahi et al. "Impact of COVID-19 Pandemic on the Psychological Outcomes: Multiple Indicators and Multiple Causes (MIMIC) Modeling", Research Square Platform LLC, 2021

Publication

<1 %

8

[synapse.koreamed.org](https://synapse.koreamed.org)

Internet Source

<1 %

9

[orbi.uliege.be](https://orbi.uliege.be)

Internet Source

<1 %

10

Hocheol Lee, Eun Bi Noh, Sea Hwan Choi, Bo Zhao, Eun Woo Nam. "Determining Public Opinion of the COVID-19 Pandemic in South Korea and Japan: Social Network Mining on Twitter", Healthcare Informatics Research, 2020

Publication

<1 %

11

Min Peng, Beirong Mo, Yansong Liu, Mingming Xu et al. "Prevalence, risk factors and clinical correlates of depression in quarantined population during the COVID-19 outbreak", Journal of Affective Disorders, 2020

Publication

<1 %

12

Internet Source

<1 %

13

[www.jlifestylemed.org](http://www.jlifestylemed.org)

Internet Source

<1 %

14

Ashwin A. Kotwal, Julianne Holt - Lunstad, Rebecca L. Newmark, Irena Cenzer et al. " Social Isolation and Loneliness Among San Francisco Bay Area Older Adults During the - 19 Orders ", Journal of the American Geriatrics Society, 2020

Publication

<1 %

Exclude quotes On

Exclude matches < 5 words

Exclude bibliography On